


USING THE OVEN

SABBATH (SAbbAtH)


Sabbath mode disables the oven lights (the oven light will not turn on when the door is opened and the notification light bar will be disabled), all sounds (the control will not beep when a pad is pressed), Convection modes, Broil modes, Warm, Proof, and all time functions. Sabbath mode can only be used with Traditional Bake. This feature conforms to Jewish Sabbath requirements.

NOTE: If a power outage occurs during when the oven is in Sabbath Mode, the unit will return to Sabbath Mode when power is restored.

Enter the Sabbath Mode

Press the  on the main screen to access the Settings menu and scroll down to Sabbath.

Start a Sabbath Bake

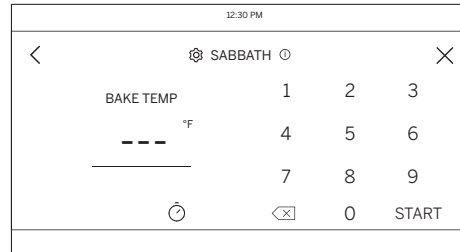
Use the keypad on the screen to enter the temperature that you would like to use for Sabbath Bake. Once the temperature is set, press the  to set the cook time for the cycle in hours and minutes. If using a double oven, you can then set the temperature and time desired for the other cavity by selecting it to the left of the temperature display. If a timer is not set, the oven will start a bake cycle during Sabbath mode and continue until Sabbath mode is turned off. Once you have programmed the temperature and time, press Start. The next screen will display the settings that you programmed for your Sabbath Bake.

Adjust the Temperature During a Sabbath Bake

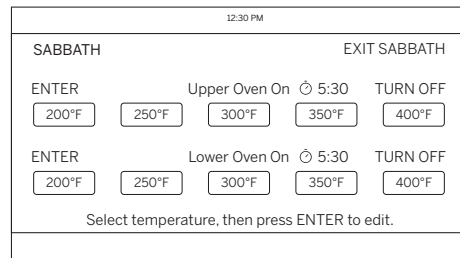
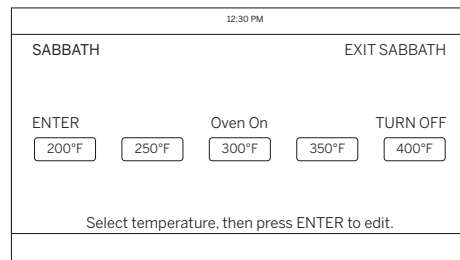
If the temperature needs to be adjusted after programming the oven for a Sabbath Bake, press one of the temperature icons displayed on the Sabbath cycle screen and press Enter. This will allow you to adjust the temperature for the cycle. Note that the display will not show that the oven temperature has been changed.

Exit the Sabbath Mode

To exit Sabbath mode, either press the X in the upper right corner if in the programming screen, or press Exit Sabbath if in the cycle screen. There is also an option to turn off the cycle when on the cycle screen by pressing Turn Off, but your oven will still remain in Sabbath mode until you exit the mode. **NOTE:** If a power outage occurs while the oven is in Sabbath Mode, the unit will return to Sabbath Mode when power is restored, however the oven will return to the off state even if it was in the middle of a bake cycle when the power outage occurred.



Programming Screens



Single and Double Oven Sabbath Cycle Screens