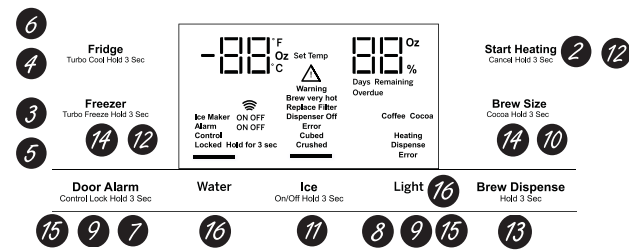
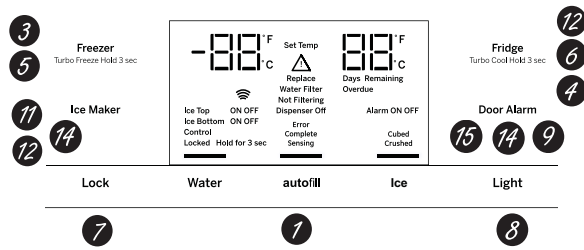


Controls

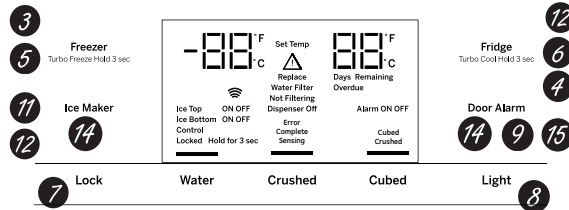
Control Style A, External Controls PFE28P, PYE22P



Control Style B, External Controls PFH28, PFE28K, DFE28, PFD28, PYE22K, PYD22, DYE22



Control Style C, External Controls GFD28, GFE28, GFE26, GFS26, GYE22, GYS22



- 1 Hands-free Autofill***
Hands-free Autofill uses sensors to monitor container height to automatically dispense filtered water without having to activate the paddle.
- 2 Start Heating***
The Start Heating button is used to initiate the water heating for the Single Serve feature. To abort the Start Heating feature, press and hold the Start Heat button for 3 seconds.
- 3 Freezer temp control**
Adjust freezer compartment temperature.
- 4 Refrigerator temp control**
Adjust refrigerator compartment temperature.
- 5 TurboFreeze™ setting**
Activate TurboFreeze to quickly restore freezer temperatures after frequent door openings.
- 6 TurboCool™ setting**
Activate TurboCool to quickly restore refrigerator temperature after frequent door openings.
- 7 Lock Controls**
Control Style A - Press and hold the **Door Alarm** pad for 3 seconds to lock out ice and water dispenser and all feature and temperature buttons.
Control Styles B & C - Press **Lock** pad and hold 3 seconds to lock out ice and water dispenser and all feature and temperature buttons.
- 8 Dispenser light**
Lighting that can be turned on/off to light your dispenser.
- 9 Door Alarm**
Sounds to alert when the freezer or refrigerator doors have been left open. Press and hold **Door Alarm** pad and it will toggle the sound between low, high, and off.
- 10 Brew Size***
The Brew Size button is used to select the desired cup size for single serve. Press and hold the button for 3 seconds to toggle the brew type between **Coffee** and **Cocoa**.
- 11 Ice maker setting**
Turn your ice makers on/off.
- 12 Cooling system On/Off**
Control Style A - Press and hold **Freezer** and **Start Heating** simultaneously to turn cooling system off. To turn cooling system on press either the **Fridge** or **Freezer**.
Control Style B & C - Press and hold **Fridge** and **Ice Maker** simultaneously for 3 seconds to turn the cooling system off. To turn cooling system on press either the **Fridge** or **Freezer**.
- 13 Brew Dispense**
Press and hold **Brew Dispense** button for 3 seconds, but no longer than 6 seconds, to dispense coffee or cocoa.
- 14 F°/C°**
Control Style A - Press and hold **Freezer** and **Brew Size** to switch between F°/C°.
Control Style B & C - Press and hold **Ice Maker** and **Door Alarm** simultaneously for 3 seconds to switch between F°/C°.
- 15 Sound Control for pad chimes**
Control Style A - Press and hold the **Light** pad: Once for High to Off, twice for Off to Low and three times for Low to High.
Control Styles B & C - Press and hold the **Door Alarm** pad: Once for High to Off, twice for Off to Low and three times for Low to High.
- 16 High Altitude**
Control Style A (PYE and PFE only) - Press and hold **Fridge** and **Door Alarm** for to toggle between Hi AL and Lo AL for high altitude and low altitude.

Additional settings:

- Connected Home ready* (PFE28P, PYE22P, PFH only)
- Water Filter* - An indicator will illuminate when the filter needs to be replaced. When a new filter is installed the indicator will go off.

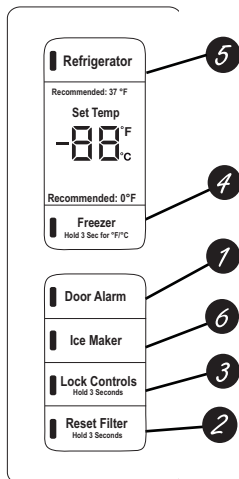
Additional Mode:

- **Sabbath Mode**
Control Style A - Press and hold **Alarm** and **Light** simultaneously for 3 seconds to enter/exit Sabbath mode.
Control Style B & C - Press and hold **Lock** and **Light** simultaneously for 3 seconds to enter/exit Sabbath mode. Sabbath Mode will turn off or dim interior lights, temperature control and advanced features. Compressor will run on a timed defrost when in Sabbath mode.

*Select Models Only

Controls

Controls Style D, Internal Controls GNE29, GWE23, PWE23



- 1 Door Alarm**
Sounds to alert when the freezer or refrigerator doors have been left open.
- 2 Reset Filter**
Hold for 3 seconds after replacing filter.
- 3 Lock Controls**
Press and hold 3 seconds to lock out ice and water dispenser and all feature and temperature buttons.

- 4 Freezer temp control**
Adjust freezer compartment temperature
- 5 Refrigerator temp control**
Adjust refrigerator compartment temperature
- 6 Ice maker setting**
Turn your ice maker on/off.

Additional Mode:

- **Sabbath Mode**
Press and hold **Door Alarm** and **Ice Maker** simultaneously for 3 seconds to enter/exit Sabbath mode.