


20 CONTROLS AND SETTINGS

Sabbath Mode


The Sabbath Mode is a feature that disables portions of the appliance and its controls in accordance with observance of the weekly Sabbath and religious holidays within the Orthodox Jewish community.

To enter Sabbath Mode

Simultaneously press and hold **—** and **TEMP F/C** for 5 seconds.



Sb will appear on the appliance control display indicating the unit is in Sabbath mode.



★ For further assistance, guidelines of proper usage and a complete list of models with the Sabbath feature, please visit the web at star-k.org.

The unit stays in Sabbath mode after a power failure recovery. It must be deactivated with the buttons on the appliance control display.

NOTE

While in Sabbath Mode, neither the lights nor the appliance control display will work (except to exit Sabbath Mode) until Sabbath Mode is deactivated.

Additionally, the ice maker will stop ice production when Sabbath mode is activated.


The appliance stays in Sabbath Mode after power failure recovery. It must be deactivated with the buttons on the appliance control display.

To exit Sabbath Mode

Simultaneously press and hold **—** and **TEMP F/C** for 5 seconds.



The appliance control display will show all of the icons depending on your model.



In the Sabbath mode, the **HIGH TEMP** alarm is active for health reasons. For example, if you leave the door ajar, the **HIGH TEMP** alarm is activated. The freezer will function normally once you close the door, without any violation of the Sabbath/holidays. The **HIGH TEMP** alarm comes on when the cabinet temperature is outside the safe zone for 20 minutes. The alarm silences itself after 10 minutes while the **HIGH TEMP** icon stays lit until you exit the Sabbath mode.

All buttons are disabled, and all sounds (except the **HIGH TEMP** alert* and the combination to exit Sabbath Mode) are muted. Only the **HIGH TEMP** alert will illuminate until you deactivate the Sabbath Mode.

